



















COMUNE di SANT'ELPIDIO A MARE

ELEZIONI POLITICHE 25 SETTEMBRE 2022

PREFERENZE ALLE LISTE PER LA CAMERA DEI DEPUTATI

| SEZIONI | ELETTORI ISCRITTI | | | ELETTORI VOTANTI | | | SCHEDE CONTESTATE | SCHEDE NULLE | SCHEDE BIANCHE | TOTALE | PERC. VOTANTI | PREFERENZE ALLE LISTE PER LA CAMERA DEI DEPUTATI | | | | | | | | | | | | | | | | TOTALE VOTI VALIDI LISTE |
|-----------|-------------------|-------|--------|------------------|--------|--------|-------------------|--------------|----------------|--------|---------------|---|--|---|---|---|---|---|---|---|---|---|---|---|---|---|---|--------------------------|
| | M | F | TOTALE | M | F | TOTALE | | | | | | 1 | 2 | 3 | 4 | 5 | 6 | 7 | 8 | 9 | 10 | 11 | 12 | 13 | 14 | 15 | 16 | |
| | | | | | | | | | | | |  |  |  |  |  |  |  |  |  |  |  |  |  |  |  |  | |
| 1 | 349 | 350 | 699 | 233 | 221 | 454 | 0 | 6 | 10 | 454 | 64,95% | 5 | 59 | 11 | 6 | 6 | 5 | 2 | 58 | 0 | 23 | 4 | 28 | 168 | 31 | 4 | 9 | 419 |
| 2 | 404 | 431 | 835 | 280 | 284 | 564 | 0 | 29 | 11 | 564 | 67,54% | 2 | 82 | 13 | 1 | 12 | 2 | 7 | 51 | 1 | 37 | 4 | 22 | 188 | 60 | 9 | 15 | 506 |
| 3 | 423 | 458 | 881 | 306 | 318 | 624 | 0 | 17 | 23 | 624 | 70,83% | 11 | 97 | 22 | 1 | 6 | 5 | 8 | 66 | 1 | 34 | 1 | 47 | 185 | 46 | 18 | 16 | 564 |
| 4 | 446 | 462 | 908 | 320 | 313 | 633 | 0 | 19 | 4 | 633 | 69,71% | 9 | 77 | 22 | 0 | 6 | 9 | 4 | 99 | 3 | 30 | 1 | 46 | 217 | 43 | 17 | 17 | 600 |
| 5 | 433 | 421 | 854 | 292 | 264 | 556 | 0 | 17 | 16 | 556 | 65,11% | 3 | 71 | 11 | 2 | 16 | 7 | 9 | 66 | 1 | 27 | 3 | 38 | 184 | 45 | 8 | 15 | 506 |
| 6 | 420 | 430 | 850 | 311 | 289 | 600 | 0 | 11 | 9 | 600 | 70,59% | 7 | 89 | 14 | 2 | 8 | 4 | 5 | 64 | 2 | 39 | 7 | 36 | 195 | 63 | 13 | 16 | 564 |
| 7 | 401 | 425 | 826 | 300 | 285 | 585 | 0 | 27 | 10 | 585 | 70,82% | 2 | 69 | 24 | 2 | 11 | 3 | 6 | 57 | 2 | 25 | 3 | 44 | 214 | 48 | 3 | 15 | 528 |
| 8 | 421 | 434 | 855 | 301 | 276 | 577 | 0 | 16 | 11 | 577 | 67,49% | 5 | 84 | 9 | 1 | 13 | 6 | 6 | 83 | 1 | 28 | 0 | 59 | 163 | 57 | 4 | 12 | 531 |
| 9 | 390 | 405 | 795 | 266 | 263 | 529 | 0 | 13 | 16 | 529 | 66,54% | 11 | 95 | 16 | 0 | 8 | 7 | 4 | 70 | 1 | 31 | 0 | 42 | 130 | 58 | 3 | 6 | 482 |
| 10 | 435 | 458 | 893 | 306 | 316 | 622 | 0 | 18 | 14 | 622 | 69,65% | 5 | 61 | 15 | 3 | 13 | 5 | 3 | 67 | 5 | 31 | 3 | 62 | 221 | 54 | 4 | 9 | 561 |
| 11 | 459 | 469 | 928 | 322 | 295 | 617 | 0 | 18 | 18 | 617 | 66,49% | 7 | 77 | 17 | 2 | 7 | 2 | 11 | 106 | 0 | 28 | 4 | 56 | 154 | 58 | 5 | 16 | 550 |
| 12 | 464 | 482 | 946 | 332 | 311 | 643 | 0 | 12 | 12 | 643 | 67,97% | 2 | 74 | 20 | 4 | 17 | 3 | 4 | 86 | 1 | 39 | 1 | 69 | 212 | 50 | 7 | 10 | 599 |
| 13 | 464 | 446 | 910 | 314 | 286 | 600 | 0 | 10 | 8 | 600 | 65,93% | 2 | 91 | 13 | 2 | 13 | 2 | 4 | 93 | 2 | 24 | 3 | 43 | 187 | 63 | 4 | 23 | 569 |
| 14 | 424 | 423 | 847 | 284 | 271 | 555 | 0 | 17 | 12 | 555 | 65,53% | 4 | 83 | 16 | 4 | 9 | 0 | 9 | 74 | 5 | 18 | 3 | 63 | 148 | 54 | 5 | 15 | 510 |
| 15 | 413 | 414 | 827 | 286 | 284 | 570 | 0 | 15 | 17 | 570 | 68,92% | 2 | 58 | 10 | 4 | 7 | 1 | 8 | 69 | 2 | 24 | 2 | 50 | 200 | 61 | 3 | 19 | 520 |
| TOTALI | 6.346 | 6.508 | 12.854 | 4.453 | 4.276 | 8.729 | 0 | 245 | 191 | 8.729 | 67,91% | 77 | 1.167 | 233 | 34 | 152 | 61 | 90 | 1.109 | 27 | 438 | 39 | 705 | 2.766 | 791 | 107 | 213 | 8.009 |
| PERC. (%) | | | - | 70,17% | 65,70% | 67,91% | 0,00% | 5,73% | 2,19% | | | 0,96% | 14,57% | 2,91% | 0,42% | | 0,76% | 1,12% | 13,85% | 0,34% | 5,47% | 0,49% | 8,80% | 34,54% | 9,88% | 1,34% | 2,66% | 91,75% |

| |
|---|
| |
| |
| |
| VOTI AI SOLI CA' IDIDATI DEPUTATI |
| 19 |
| 18 |
| 20 |
| 10 |
| 17 |
| 16 |
| 20 |
| 19 |
| 18 |
| 29 |
| 31 |
| 20 |
| 13 |
| 16 |
| 18 |
| 284 |
| |