








# COMUNE di SANT'ELPIDIO A MARE

## ELEZIONI POLITICHE 2001

### UNINOMINALE

SEZIONI	ELETTORI ISCRITTI			ELETTORI VOTANTI			SCHEDE BIANCHE	SCHEDE NULLE	SCHEDE CONTESTATE	TOTALE	PERC. VOTANTI	1	2	3	4	5	TOTALE VOTI VALIDI
	M	F	TOTALE	M	F	TOTALE											
1	492	539	1031	292	318	610	18	16		610	59,17%	<b>19</b>	<b>11</b>	<b>316</b>	<b>216</b>	<b>14</b>	<b>576</b>
2	394	443	837	365	386	751	18	21		751	89,73%	<b>29</b>	<b>12</b>	<b>353</b>	<b>291</b>	<b>27</b>	<b>712</b>
3	447	490	937	422	428	850	26	18		850	90,72%	<b>38</b>	<b>14</b>	<b>398</b>	<b>339</b>	<b>17</b>	<b>806</b>
4	418	484	902	383	408	791	15	32		791	87,69%	<b>33</b>	<b>8</b>	<b>393</b>	<b>301</b>	<b>9</b>	<b>744</b>
5	440	466	906	380	394	774	23	20		774	85,43%	<b>21</b>	<b>14</b>	<b>365</b>	<b>309</b>	<b>22</b>	<b>731</b>
6	383	403	786	358	347	705	31	10		705	89,69%	<b>24</b>	<b>11</b>	<b>268</b>	<b>354</b>	<b>7</b>	<b>664</b>
7	402	412	814	363	347	710	33	19		710	87,22%	<b>32</b>	<b>14</b>	<b>301</b>	<b>287</b>	<b>24</b>	<b>658</b>
8	419	425	844	385	370	755	25	18		755	89,45%	<b>32</b>	<b>14</b>	<b>289</b>	<b>369</b>	<b>8</b>	<b>712</b>
9	377	383	760	345	340	685	29	9		685	90,13%	<b>40</b>	<b>6</b>	<b>234</b>	<b>353</b>	<b>14</b>	<b>647</b>
10	442	443	885	404	402	806	27	26		806	91,07%	<b>15</b>	<b>14</b>	<b>360</b>	<b>347</b>	<b>17</b>	<b>753</b>
11	459	493	952	415	409	824	31	21		824	86,55%	<b>26</b>	<b>18</b>	<b>325</b>	<b>390</b>	<b>13</b>	<b>772</b>
12	477	478	955	427	424	851	32	15		851	89,11%	<b>21</b>	<b>8</b>	<b>359</b>	<b>390</b>	<b>26</b>	<b>804</b>
13	376	385	761	349	343	692	16	18		692	90,93%	<b>25</b>	<b>18</b>	<b>285</b>	<b>313</b>	<b>17</b>	<b>658</b>
14	373	380	753	335	327	662	18	21		662	87,92%	<b>24</b>	<b>18</b>	<b>316</b>	<b>250</b>	<b>15</b>	<b>623</b>
15	400	415	815	363	359	722	31	26		722	88,59%	<b>26</b>	<b>6</b>	<b>303</b>	<b>316</b>	<b>14</b>	<b>665</b>
<b>TOTALI</b>	6.299	6.639	12.938	5.586	5.602	11.188	373	290	-		86,47%	<b>405</b>	<b>186</b>	<b>4.865</b>	<b>4.825</b>	<b>244</b>	<b>10.525</b>
<b>PERC. (%)</b>	48,69%	51,31%	-	49,93%	50,07%	-	3,33%	2,59%	0,00%			3,62%	1,66%	43,48%	43,13%	2,18%	100,00%